



FUELING THE ENERGY NEEDS OF TOMORROW

CSE: GURN | OTC: GURFF | FRA: Q3J

2024 Corporate Presentation

INVESTMENT HIGHLIGHTS



01

Joint Venture With Global Leaders

Global Uranium earned into a joint venture with industry leaders Cameco Corp. (TSX: CCO), NexGen Energy LTD. (TSX: NXE), Orano Canada Inc., and Forum Energy Metals Corp. (TSX.V: FMC) to jointly explore the Northwest Athabasca Joint Venture Project in the world-renowned Athabasca Basin.

02

Small Modular Reactors & Artificial Intelligence

The market for SMR technology is about \$400 to \$600 billion, according to Stantec and SMRs can help sustain the exponentially increasing AI operations demand by providing reliable, clean and scalable power sources.

03

High-Grade Drilling Targets

The Northwest Athabasca Joint Venture hosts numerous drill targets across the property that follow-up on high-grade historical intersections (5.7% U_3O_8 over 8.5 meters) with coincident EM conductors, gravity lows, and favourable structure.

04

Five World-Class Wyoming Projects

Global Uranium has a total of five projects covering 5,040 acres, located in mining friendly districts: The Great Divide Basin District, the Copper Mountain Uranium District, and the number one uranium area in Wyoming, the Gas Hills Uranium District.

05

Projects Located in Canada and the US

Nuclear supply chains are a crucial part of the Canada-US Energy Transformation Task Force and the US announced their loan program of 2.5 billion USD for the development of uranium production in the US and Canada.

Source: Small Caps, May 2024

06

Uranium Market Heading for Potential Shortage

The World Nuclear Association has stated that there are 391 gigawatts of nuclear power capacity globally, meeting a tenth of the world's power demand. It forecasts that capacity will potentially rise to 686 gigawatts, and potentially as high as 931 gigawatts, by 2040.

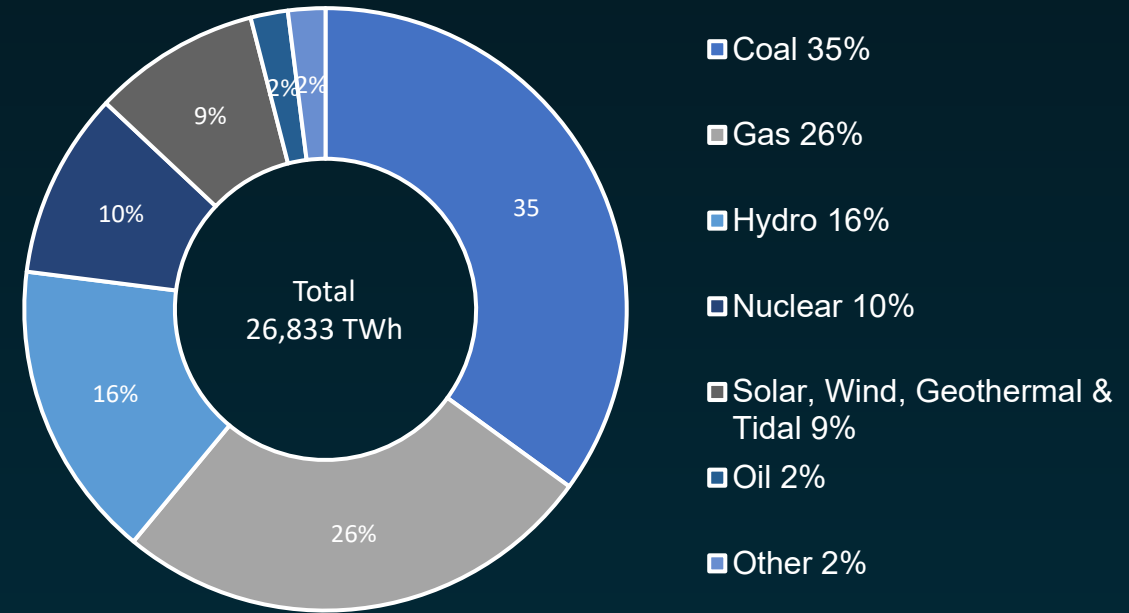
Source: Reuters, September 2023

*The Maurice Bay historical resource estimate was completed prior to the implementation of National Instrument 43-101 – Standards of Disclosure for Mineral Projects. Given the extensive exploration work completed by experienced mineral resource companies, and the quality of the historical work completed, the Company believes the historical estimate to be relevant and reliable. However, a qualified person has not completed sufficient work to verify and classify the historical estimate as a current mineral resource, and the Company is not treating the historical estimate as a current mineral resource. It should be noted that mineral resources, which are not mineral reserves, do not have demonstrated economic viability.

URANIUM KEY TO REACHING NET ZERO



- Nuclear energy boasts the smallest carbon footprint among all power generation sources.
- Uranium plays a pivotal role in the pursuit of achieving net-zero emissions, offering a distinct advantage absent in certain renewable energy sources: the ability to provide consistent and reliable **baseload** energy production.
- At the 2023 United Nations Climate Change Conference over 20 countries launched a declaration to triple nuclear energy capacity by 2050, aiming to achieve net-zero emissions and limit global warming to below 1.5°C.
- One uranium pellet yields energy equivalent to 120 gallons of oil, 1 ton of coal, or 17,000 cubic feet of natural gas.
- Nuclear power stands out as one of the most dependable and safest sources of energy.



Source: IEA: <https://carboncredits.com/no-net-zero-without-uranium-heres-why/>

“Nuclear power, renowned for its low carbon footprint and reliable energy generation, emerges as a key player in the clean energy transition.

Henri Paillere Head, Planning & Economics Studies Section, IAEA

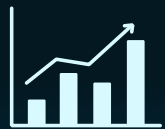
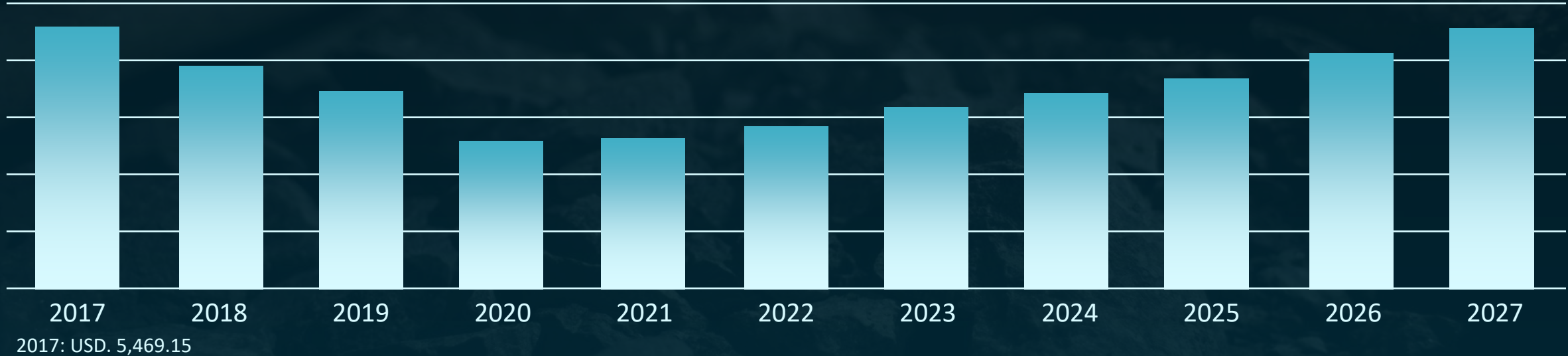
Sources:

Visual Capitalist: Uranium Powering the Cleanest Source of Energy
Carbon Credits: No Net Zero Without Uranium, Here's Why
Energy.gov: COP28 Recognises the Critical Role of Nuclear Energy for Reducing the Effects of Climate Change

URANIUM MARKET SIZE & FORECAST

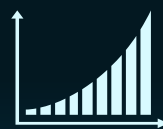


Market Size Outlook (USD Million)



6.58%

Year-over-Year Growth
Rate of 2023



7.06%

CAGR 2022 - 2027



Accelerating

Growth Momentum



USD
\$1,600.05
Million

2022 – 2027
Market Size Growth

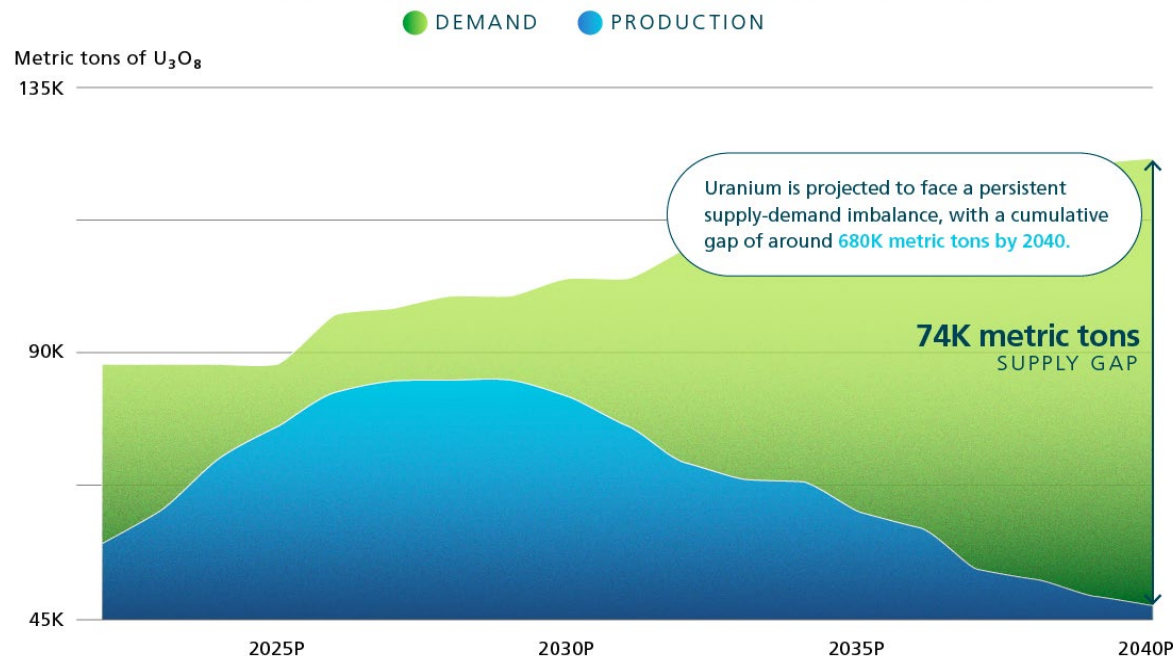
Source: Technavio Uranium Market by end-user, May 2023

DEMAND OUTWEIGHING SUPPLY



- **Projected Imbalance:** Uranium faces a significant supply-demand gap, with an expected cumulative supply deficit of around 680k metric tons by 2040.
- **Production Concentration:** In 2022, Kazakhstan, Canada, Namibia, and Australia collectively controlled over 70% of global uranium production.

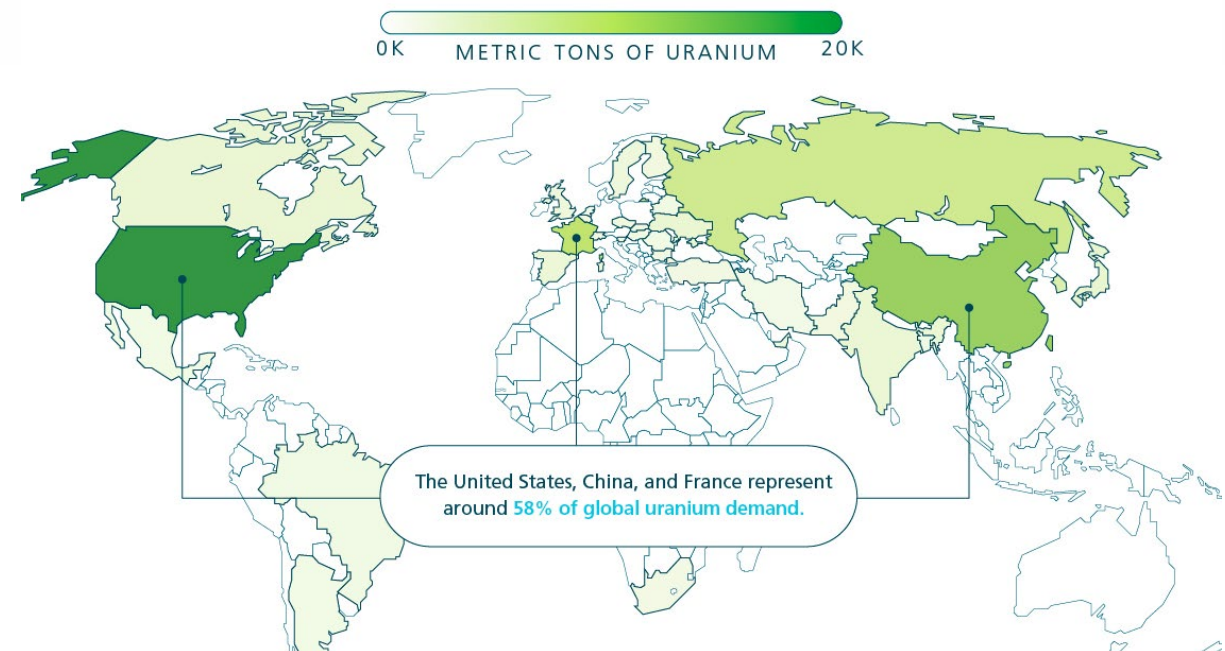
Uranium Production & Demand Imbalance



Source: Visual Capitalist: The Global Uranium Market

- **Rising Demand:** Demand for uranium in nuclear reactors is projected to surge, with estimates indicating a 28% increase by 2030 and nearly doubling by 2040, primarily driven by government initiatives to scale up nuclear power capacity.
- **Supply Challenges:** Reactivating mines is crucial for short-term supply augmentation, recognizing the lengthy 10-15 year timeline for operational readiness.

Uranium Demand for Nuclear Power by Country 2023



SMALL MODULAR REACTORS (SMRs)



- The global market for SMR technology is about \$400 to \$600 billion, according to Stantec.
- In 2021, Trump proposed a USD \$1.2 billion budget for advanced nuclear energy research and development and the Biden administration's Energy department invested more than \$1 billion into research and development of reactors to fuel sources.
- By collaborating with industry leaders such as Cameco Corp. (TSX: CCO), NexGen Energy Ltd., Orano Canada Inc., Forum Energy Metals Corp. (TSX.V: FMC), Global Uranium leverages extensive expertise in uranium exploration and extraction, ensuring high-quality uranium production tailored for SMR technology.
- Global Uranium's Canadian & US based projects have the potential to supply a steady stream of uranium, which is essential for fueling Small Modular Reactors (SMRs). SMRs require consistent and reliable fuel sources to maintain uninterrupted power generation.

Sources:

Government of Canada: SMR Action Plan
RBC: Canada's Big Plans for Small Modular Nuclear Reactors
Forbes: U.S. Government Helps Nuclear Energy Allies Catch Up to Russia, China



Rendering of a Small Modular Reactor
Source: Associated Press

“This is the most support I’ve seen for nuclear energy, maybe going back to the foundation of nuclear energy in the 50s and 60s.

Marcus Nichol, NEI's Executive Director of Nuclear

SMRs and Artificial Intelligence (AI)



Energy provided through the use of uranium has pervasive uses in the Artificial Intelligence domain and operations as well. SMRs can help sustain the exponentially increasing AI operations demand by providing reliable, clean and scalable power sources:

Reliable and Consistent Energy Supply

AI systems, especially those involved in data centers, machine learning, and high-performance computing, require a stable and continuous energy supply. SMRs can provide a consistent power source, reducing reliance on intermittent energy sources like wind or solar. This is crucial for data centers that operate 24/7, as power fluctuations can disrupt operations and affect performance.

Scalable Power for Growing AI Demands

SMRs offer a scalable solution for power generation, where additional reactors can be added incrementally to meet growing energy needs. This modular approach is particularly useful for adapting to the expanding energy demands of AI without overcommitting resources upfront.

Reduced Carbon Footprint

AI operations, especially data centers, are energy-intensive and contribute significantly to carbon emissions. SMRs produce low-carbon or carbon-free energy, which can help AI companies meet their sustainability goals and reduce their overall environmental impact. This is becoming increasingly important as organizations strive to align with global zero emissions targets.

Energy Independence for Remote AI Applications

For remote or off-grid AI applications, such as those in isolated research stations, autonomous vehicles, or satellite ground stations, SMRs can provide a localized and independent power supply. This capability is valuable in areas where traditional power infrastructure is unavailable or unreliable.

Source: International Atomic Energy Agency (IAEA). Small Modular Reactors: Nuclear Power for Sustainable Development
World Economic Forum. How AI and Nuclear Power Can Drive a Sustainable Future.
U.S. Department of Energy (DOE). AI and Nuclear Energy: Enhancing Safety and Efficiency.

Global Uranium Canadian Assets



ATHABASCA BASIN REGION

- The majority of Canada's uranium reserves are situated in the Athabasca Basin of northern Saskatchewan, known for hosting the world's largest high-grade uranium deposits, with grades ranging from 10 to 100 times higher than the global average.
- The Athabasca Basin contributes to 15.5% of the world's annual uranium production.
- McArthur River is the world's largest high-grade uranium mine, combined with Rabbit Lake they produce 23.4 million pounds of the world's uranium.
- Discovered in the 1940s, the Athabasca Basin has been actively producing uranium for over 80 years.
- Saskatchewan ranks as the top in Canada and third, globally, in the Fraser Institute's assessment of top mining jurisdictions to invest in.

Sources: Government of Saskatchewan: Saskatchewan Third in the World for Mining Investment Attractiveness
National Resources, Canada
Visual Capitalist: Athabasca Basin, The World's Highest Grade Uranium District





Northwest Athabasca Joint Venture



NORTHWEST ATHABASCA JOINT VENTURE OWNERSHIP



Global Uranium holds two ownership option agreements with Forum Energy Metals Corp., that allows it to acquire up to 61% of the Northwest Athabasca Joint Venture.

Option One:

- The First Option allows Global Uranium to acquire 51% of Forum Energy's interest in the Northwest Athabasca Joint Venture (equivalent to 36% of the Northwest Athabasca Joint Venture).
- Global Uranium will commit to \$9,000,000 CAD in exploration expenditures.
- Global Uranium will make \$225,000 CAD in cash payments and issue one million common shares from 2024 to 2028.

Option Two:

- The Second Option allows Global Uranium to acquire an additional 24% of Forum Energy's interest in the Northwest Athabasca Joint Venture, bringing Global Uranium's total to 75% of Forum Energy's share.
- This option would result in Global Uranium acquiring 61% of the Northwest Athabasca Joint Venture overall.
- Global Uranium will commit to \$11,000,000 in exploration expenditures to achieve this.



PROJECT OVERVIEW

NORTHWEST ATHABASCA JOINT VENTURE



- Global Uranium entered into a joint venture on May 29, 2024 with industry leaders Cameco Corp. (TSX: CCO), NexGen Energy Ltd. (TSX: NXE), Orano Canada Inc., and Forum Energy Metals Corp. (TSX.V: FMC) to explore the Northwest Athabasca Joint Venture Project.
- Located in the northwest corner of world-renowned Athabasca Basin region, immediately east of the Alberta-Saskatchewan provincial boundary and 75 km west of Uranium City.
- The project covers 13,845 hectares of land, and is accessible by float-plane or barge in the summer; and, by ski-plane or winter road across the ice on Lake Athabasca in the winter



HISTORICAL WORK

NORTHWEST ATHABASCA JOINT VENTURE



1976-1982: Uranerz Drilling

- This drilling program shaped the Maurice Bay resource estimate was performed, and Zone 2A intersected 5.7% U_3O_8 over 8.5 m in the basement rock.

2003-2007: Cameco Corp. Surveys

- Cameco conducted airborne and ground geophysical surveys.
- Culminated in a 10-hole diamond drill program in 2008.

2011: Forum Energy Metals Takes Over

- Forum assumed operatorship.
- Conducted a ground gravity survey on the central part of the Northwest Athabasca Joint Venture Project.

2012-2015: Forum's Drill Programs

- Forum completed diamond drill programs during this period.
- Unearthed new basement-hosted uranium discoveries named Opie, Barney, and Otis West.

2017: Soil/Till Sampling Program

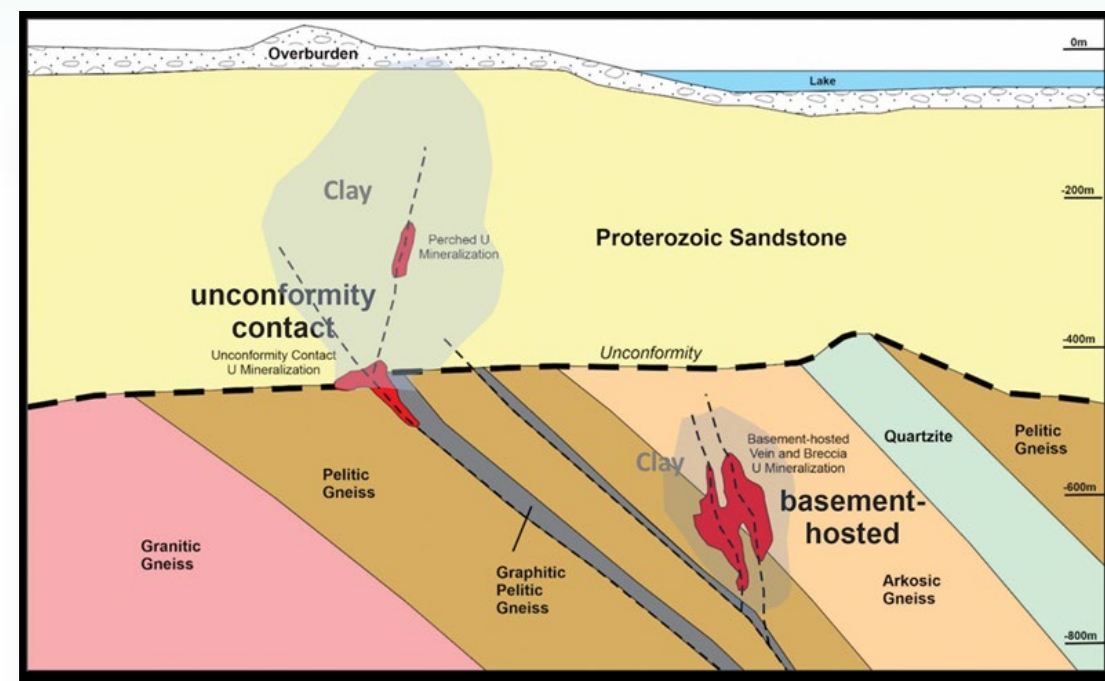
- Executed a soil/till sampling program to investigate potential boron anomalies down-ice of the gravity targets.
- Aimed to prioritize new targets for future drilling.
- Discovered strong boron signatures in the sandstones overlying the showings.

PROJECT GEOLOGY

NORTHWEST ATHABASCA JOINT VENTURE



- Located in the northwestern Churchill province, underlain by Archean gneisses, Paleoproterozoic granitoids, and supracrustal rocks of the Rae Structural Province, near the Taltson Magmatic Zone.
- Lithological units have undergone numerous deformation events that have resulted in the development of various faulting and folding sequences.
- Approximately half of the Project area is covered by quartz-rich clastic sediments of the Athabasca Group.
- Glacial and periglacial formations include ground moraine, eskers, outwash, aeolian, lacustrine and related deposits range from 2 m to 15 m in thickness.
- Uranium is found in both basement-type unconformity-related uranium deposits and at the sandstone / basement interface.




HIGH-GRADE DRILL TARGETS

NORTHWEST ATHABASCA JOINT VENTURE

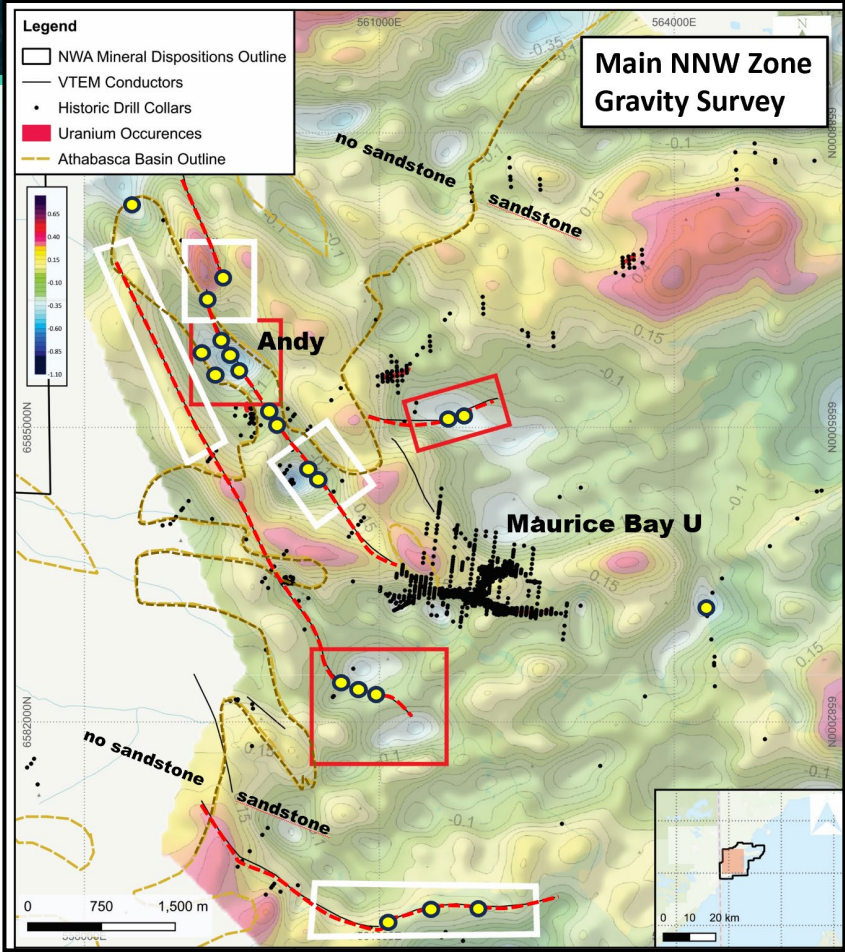
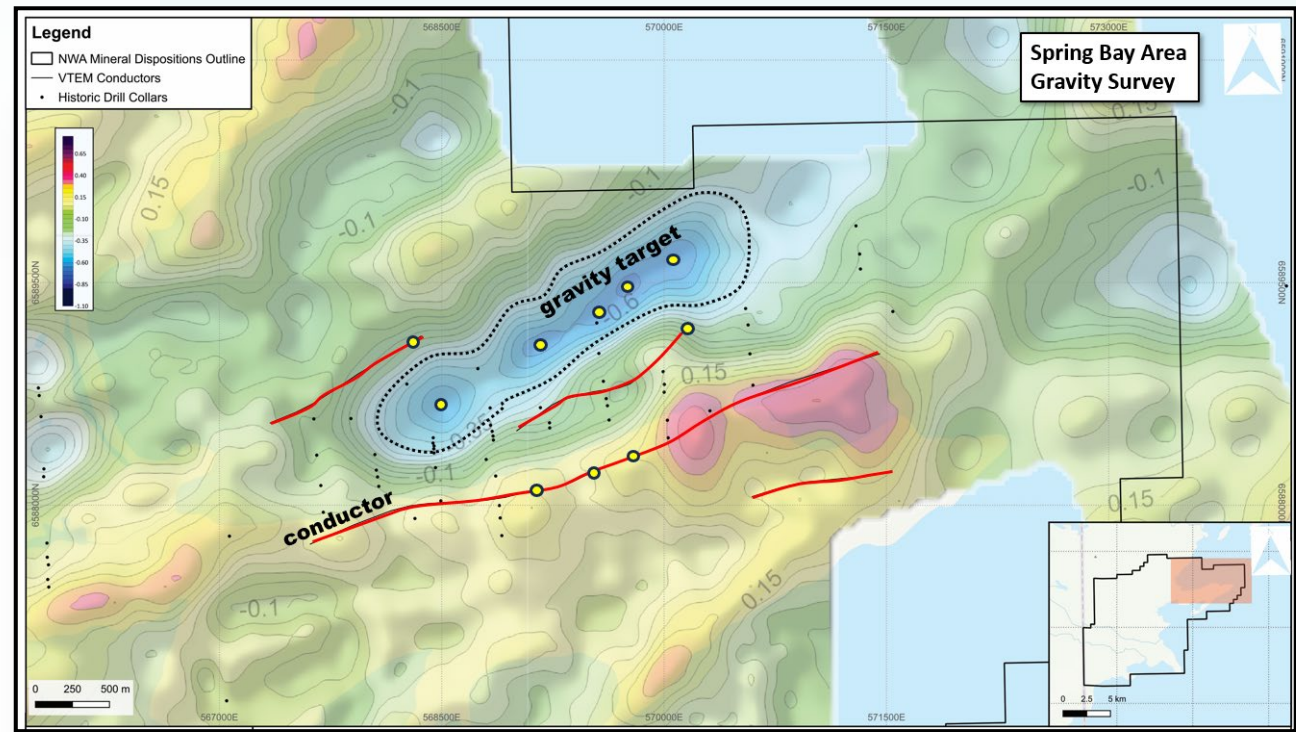


- Target areas on the property are defined by gravity, magnetism, EM, and most importantly, structural data.
- EM conductors (associated with graphitic structures) often occur with uranium concentrated at the unconformity, while gravity lows (associated with hydrothermal fluids) may represent uranium concentrated in the basement.
- North-northwest trending structures (occurring on the western side of the property) are favourable, as uranium mineralization on this side of the Athabasca Basin is often associated with such trending structures (e.g., Cluff Lake, Shea Creek, Maybelle River).
- On the west side of the property, at least 12 drill holes are planned at depths of 200 meters. Andy and Zone 2A are high-priority targets for drilling, as they demonstrate the best combination of favourable gravity, magnetics, and electromagnetics (EM) signatures, along with the sandstone contact near cross-cutting structures.
- On the east side, at least 6 drill holes are planned at depths of 300 meters. Spring Bay is a high-priority target for drilling, as it is the largest and strongest gravity low on the project, with nearby conductors that border a gravity low.



HIGH-GRADE DRILL TARGETS

NORTHWEST ATHABASCA JOINT VENTURE



- Proposed ddh
- EM conductor
- Sst limit

FUTURE WORK

NORTHWEST ATHABASCA JOINT VENTURE

Camp

- Construct a remote camp to support exploration workers.

Gravity Surveys

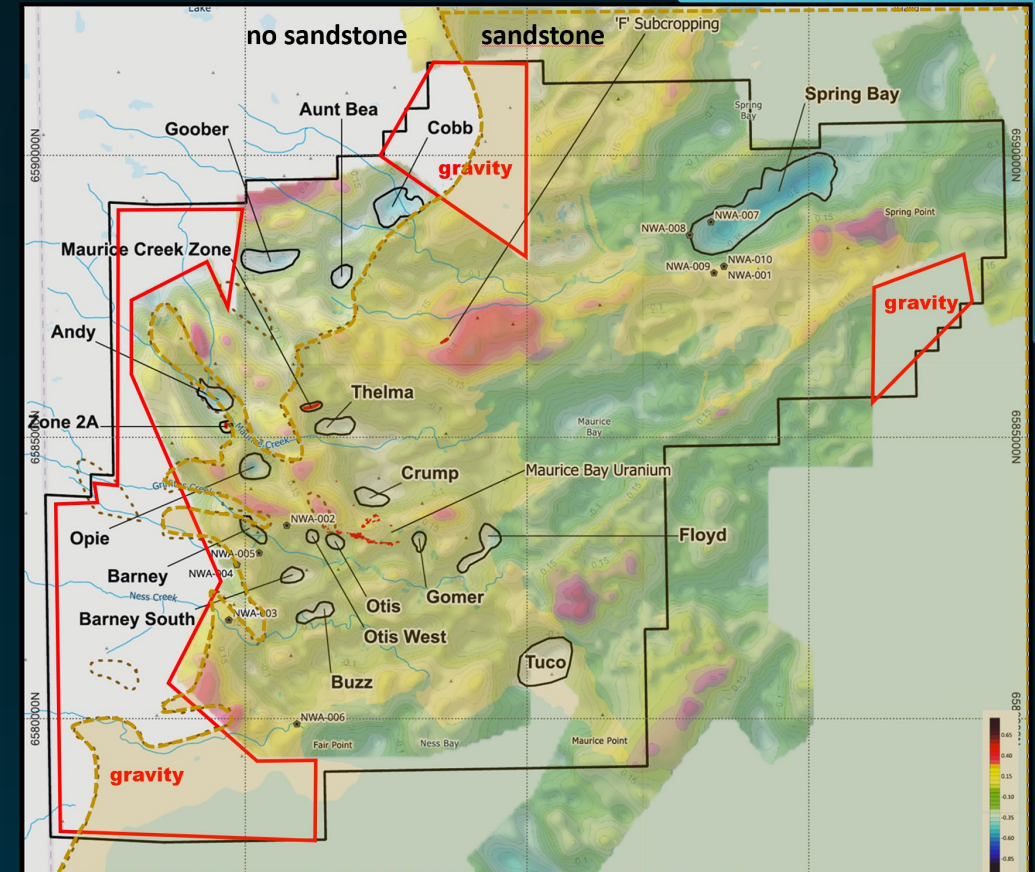
- Infill areas missing gravity surveys can help identify alteration halos associated with hidden basement-hosted deposits – where the alteration may be caused by hydrothermal fluids that brought in uranium mineralization.


EM Surveys

- Modern and expanded electromagnetic (EM) surveys can improve the location of conductors which may be associated with the location of graphitic zones at or near the unconformity contact.

Diamond Drilling

- Evaluate the Andy and Zone 2A showing.
- Evaluate the Spring Bay showing.
- Evaluate other select target areas that are defined by combinations of gravity lows, magnetic lows, graphitic zones, and structures.





Wing Lake Uranium Property

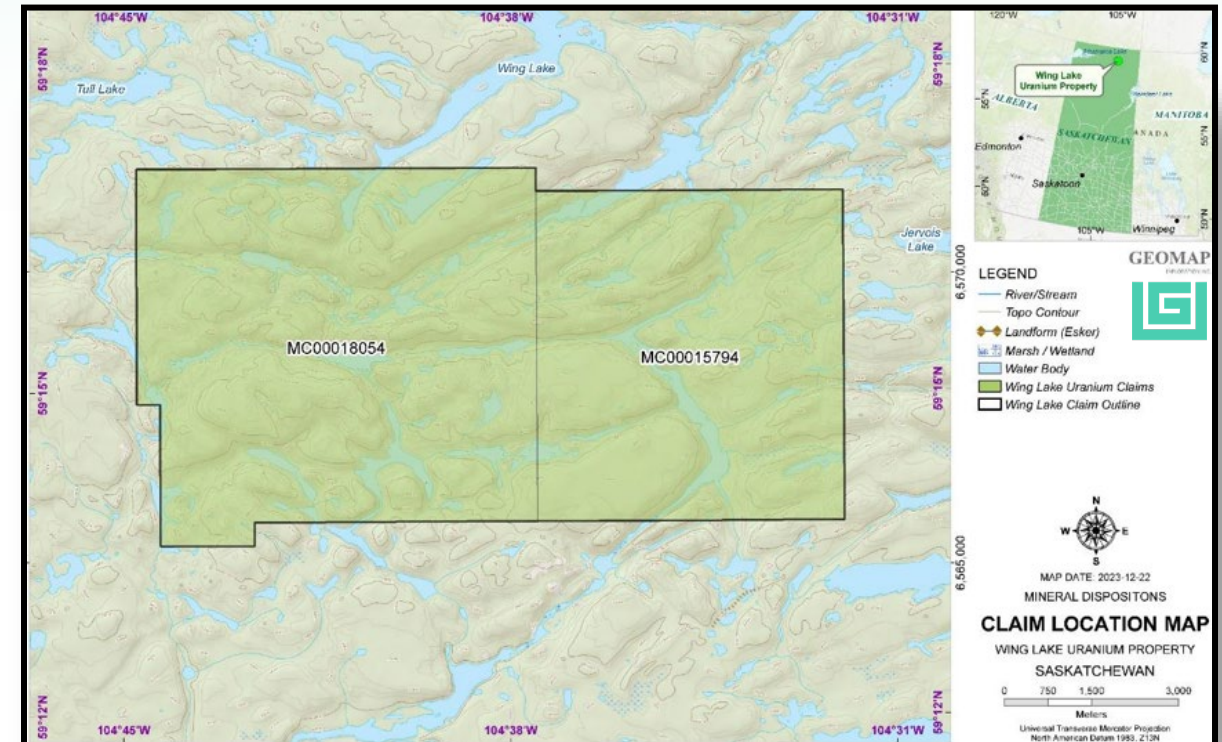


PROJECT OVERVIEW

WING LAKE URANIUM PROPERTY



- Two contiguous mineral claims, covering 7,166.55 hectares.
- Global Uranium owns 100% interest in the Wing Lake Uranium Project.
- The Wing Lake Uranium Project is a property of merit with good potential to host significant uranium mineralization.
- Located in the world-renowned Athabasca Basin region.
- The Wing Lake Uranium Project is located approximately 85 kilometers to the west of Northern Hamlet of Stony Rapids. Stony Rapids is connected to La Ronge and Saskatoon via Highway 905.
- The Wing Lake Uranium Project is accessible by helicopter and an ice road during the winter months.

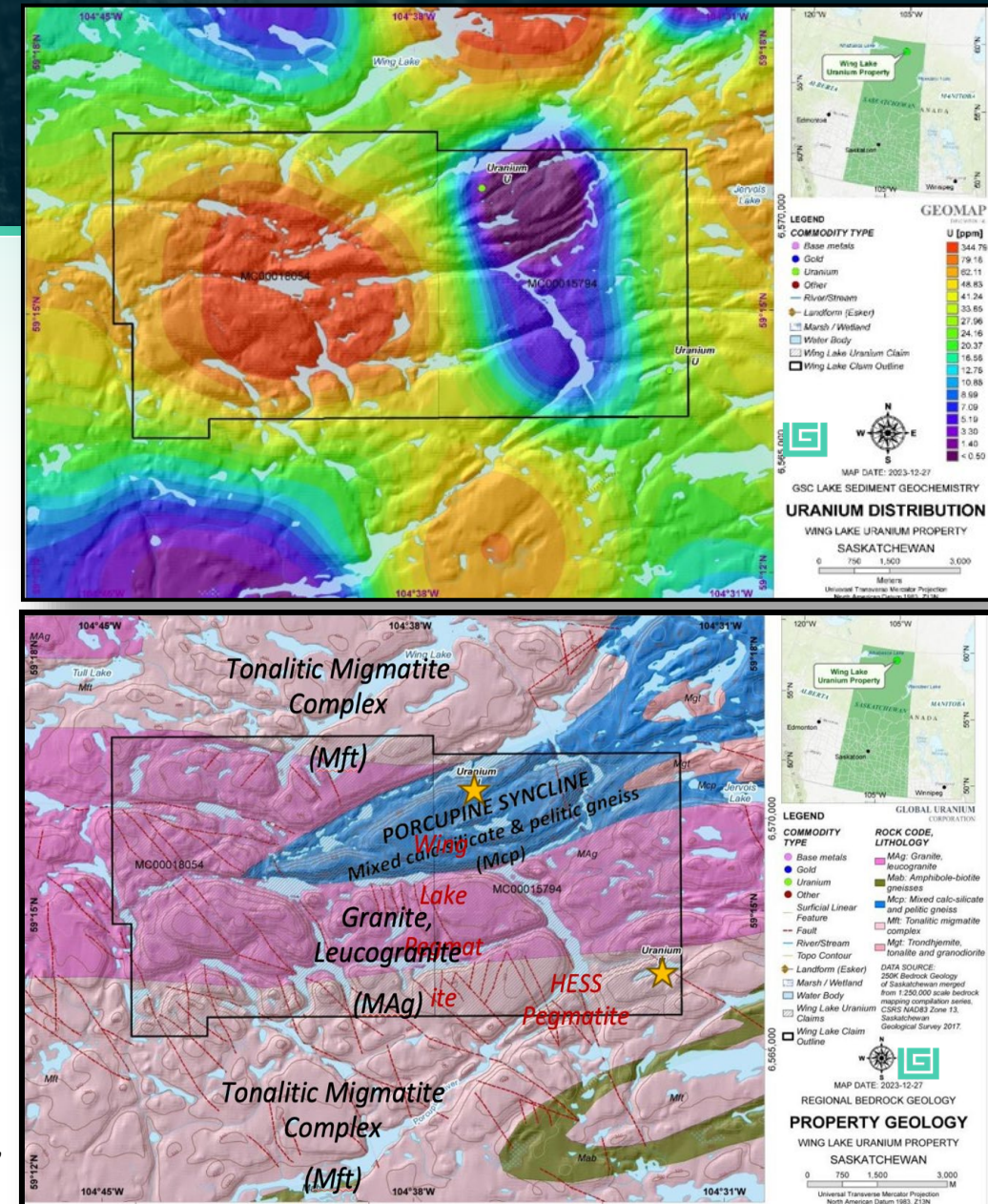


All Wing Lake Uranium Project maps completed by Afzaal Pirzada, P.Geo

PROJECT GEOLOGY

WING LAKE URANIUM PROPERTY

- Geologically, the Wing Lake Uranium Project is located in the eastern Athabasca Basin within the Mudjatik Domain of Hearne Geological Province. The Mudjatik Domain is a NE-trending fold and thrust belt, fault-bounded to the east by the Wollaston and to the west by the Virgin River Domains.
- Basement rocks in the area have undergone multiple deformation under upper amphibolite facies metamorphism. Locally the rock units are strongly gneissoid, foliated or schistose. The metapelites and metasediments containing the pegmatites are resistive to weathering and form the ridges in the area.
- The Wing Lake Uranium Project area is underlain by three types of rocks which are:
 - Unit MAg** – Granite, leucogranite covering over 50 percent of the Property area.
 - Unit Mcp** – Mixed calc-silicate and pelitic gneiss which are mostly white-to-light grey weathering quartzofeldspathic gneisses.
 - Unit Mft** – Tonalite migmatite complex is a medium- to coarse - grained, quartz-rich, granitic rock, but it is rarely pegmatitic and locally is slightly garnetiferous.



All Wing Lake Uranium Project maps completed by Afzaal Pirzada, P.Geo

HISTORICAL WORK

WING LAKE URANIUM PROPERTY



1948-1950 : Discovery and Exploration

- Discovery of pitchblende along the Black Lake fault by Nisto Mines Limited.
- Several radiometric anomalies were discovered and active exploration began in 1950.

1969: Porcupine River Permit

- Work included geological mapping and field prospecting using GRT-2 hand scintillometers.

1976-1982: Exploration Work

- Work included lake sediment surveys, evaluation of anomalies, geological mapping, prospecting, an aerial photography study, and a Questor mark VI, Input survey.
- The work concluded that the highest uranium values occur in pegmatites in the area.

1982-1983: Summer Field Season

- A short mapping and prospecting program was carried out in the Porcupine Syncline.
- The results suggest that the Wing Lake Uranium Property boundaries embed a major portion of the Porcupine Syncline.
- Metapelite or semipelite (biotite-quartz-feldspar paragneiss) and carbonate metasediment are major rock types that make up the bulk of the Porcupine Syncline.
- The metasediments are resistant to weathering, they have formed the ridges that are so prominent in the Wing Lake Uranium Project.

Global Uranium US Assets

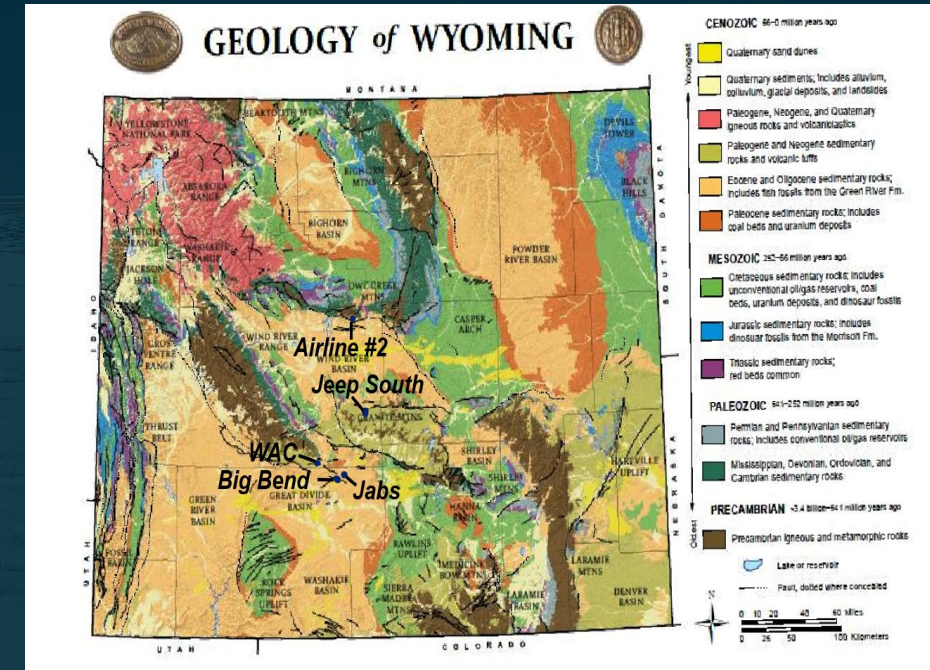


WYOMING URANIUM



Wyoming boasts a rich history of uranium production and is home to active uranium mining and historic mineral resources, with Global Uranium holding 5,040 acres of land.

- **The Great Divide Basin District: 80M lbs. past production, 90-150M lbs. resource**
 - Hosts Ur-Energy Inc's (URE) producing Lost Creek ISR uranium processing plant and the 18M lbs of U_3O_8 Lost Creek deposit. Other known deposits in the vicinity include URE's Lost Soldier and Uranium Energy Corp's (UEC) Jab and Antelope deposits. These deposits total 95M lbs of U_3O_8 .
- **Gas Hills Uranium District: 100M lbs. past production, 50-100M lbs. resource**
 - The #1 uranium mining area in Wyoming. Past production in the Gas Hills exceeded 100M lbs of U_3O_8 . Historical and recent reports suggest 50-100M lbs of U_3O_8 resources remain in the Gas Hills, with significant discovery potential in the less explored areas to the south, in the Beaver Rim area.
- **Copper Mountain Uranium District: 500,000 lbs. past production, 15.7 M to 30.1M lbs. potential**
 - Hosts several known uranium deposits and historic uranium mines, including the Arrowhead Mine which produced 500,000 lbs of U_3O_8 . Copper Mountain saw extensive drilling and development by Union Pacific, which developed a mine plan and built a leach pad for one of the deposits at Copper Mountain.



Sources:

<https://www.wsgs.wyo.gov/products/wsgs-2019-pic-47.pdf>
https://d1io3yogoox5.cloudfront.net/_c8f370752be33839cc5bd353348edcfa/urenergy/db/697/5519/file/20231231+Lost+Creek+TRS+v3+%283.1%29_REDUCED+SIZE.pdf
<https://myriaduranium.com/wp-content/uploads/2023/09/copper-mountain-43-101-technical-report.pdf>

MANAGEMENT TEAM



Ungad Chadda CEO

Mr. Chadda is an experienced capital markets regulator and financial services executive having previously worked at TMX Group, the parent company of the Toronto Stock Exchange. Mr. Chadda was responsible for building and maintaining the TMX Group investor base as well as supporting its public interest mandate and strategies to grow as a company. Mr. Chadda joined TMX Group through one of its predecessor entities in 1997. During his tenure, Mr. Chadda held progressively senior roles, including Director of Listings, TSX Venture Exchange; Chief Operating Officer, TSX Venture Exchange; Vice President, Business Development, Toronto Stock Exchange and TSX Venture Exchange; President, Toronto Stock Exchange; CFO of TSX Trust (formerly Equity Transfer and Trust) an OSFI regulated entity; and SVP, Head of Enterprise Corporate Strategy and External Affairs, TMX Group. Ungad currently advises clients on capital markets, regulatory and governance strategies. Mr. Chadda attended McMaster University, where he received an Honours Bachelor of Commerce in 1994 and he received his Chartered Accountancy designation while working with Ernst and Young LLP in 1996. Mr. Chadda has served on multiple boards and has completed the University of Toronto's Rotman Business School Director Education Program.

Dr. Jared Suchan, PH.D., P.Geo VP of Exploration

Dr. Suchan is a professional geoscientist with nearly 10 years of experience in the exploration and development of mining projects in Canada. He received his Ph.D. in Environmental Systems Engineering in 2023 and his Honours B.Sc. in Geography and B.Sc. in Geology in 2016 from the University of Regina. His expertise is in the development and execution of early-stage mineral exploration programs in the remote regions of Canada. His previous experience includes coal mining operations and uranium exploration in Saskatchewan, rare earth element and diamond exploration in the Northwest Territories, and gold exploration in the Yukon. Dr. Suchan currently serves as the Chief Operating Officer for the rare earth element exploration company Northern Critical Minerals Corp., and as a Managing Partner with the mineral exploration project generator company Voyageur Exploration Ltd.

Foster Wilson Strategic Advisor / Director

Mr. Wilson has over 40 years of mineral resource experience including exploration, reserve drilling and estimation, feasibility studies, mine permitting and development. Foster is a former member of the technical services group at Placer Dome Exploration 1990-1999 and has worked in various capacities for Echo Bay, American Bonanza Gold, and various junior exploration companies. Foster served as President of Mesa Uranium Corp. and served on the board of Alpha Lithium Corporation until its recent acquisition by Tecpetrol Investment S.L. for aggregate cash consideration of approximately \$313,000,000. Foster is a director at Atomic Minerals Corporation and ASX pre-IPO Fulcrum Lithium Ltd.

ADVISORY TEAM



Paul Sparkes Advisor

Paul Sparkes is an accomplished business leader and entrepreneur with over twenty-five years of experience in media, finance, capital markets and Canada's political arena. Paul spent a decade as a leader in the broadcast and media industry as CTV Globemedia's Executive Vice President, Corporate Affairs. He also held senior positions in public service, including with the Government of Canada as Director of Operations to Prime Minister, Jean Chretien, and as a senior aide to two Premiers of Newfoundland and Labrador. Paul was a Co-Founder and executive vice chairman at Difference Capital Financial and serves on a number of private and public boards. He is currently President of Otterbury Holdings Inc. and is an advisor and deal maker for growth companies in the private and public markets.

Sergio Marchi Advisor

Mr. Marchi currently serves as a Board Director, and besides teaching at Carleton University, he has also taught at the University of Ottawa, the University of British Columbia, and Webster University, in Geneva. Mr. Marchi recently served as President and Chief Executive Officer of the Canadian Electricity Association (CEA), from 2015-2019. Prior, Mr. Marchi held a number of senior executive positions in the private sector, both domestically and internationally. During his time in the federal government, he served as Cabinet Minister in three critical portfolios: International Trade; Environment; and Citizenship and Immigration. Mr. Marchi was appointed Canadian Ambassador to the World Trade Organization (WTO) and the United Nations (UN) Agencies in Geneva, where he served for five years. Mr. Marchi was elected by his international peers as Chairman of the WTO Council. In 2003, he was nominated by the Canadian government and the UN Secretary General to serve as Commissioner on the UN Global Commission on International Migration, a position he held until 2005.

Martin Cauchon Advisor

Mr. Cauchon was first elected as a Member of Parliament in October 1993. Mr. Cauchon has served as Secretary of State (Canada, Economic Development Agency for the regions of Quebec), Minister of National Revenue, and Minister of Justice and Attorney General of Canada. In 2013, he was an official candidate in the leadership race of the Liberal Party of Canada. From 2015 to 2019, he was also the shareholder and Executive Chairman of Groupe Capitales Médias. Mr. Cauchon is also counsel at DS Lawyers Canada. In this role, he advises companies on the various issues facing the knowledge economy and the globalization of markets, taking into account geopolitical factors. Mr. Cauchon also facilitates the creation of partnerships at the provincial, national, and international levels. Being Vice-President of the Canada-China Business Council and President of its Quebec chapter, Martin Cauchon has acquired a good knowledge of that market, which allows him to intervene in projects that are related to the Canada-China relationship. He was the 2004 recipient of the Equality Forum's International Role Model Award. In 2015, he received the honorary distinction of "Advocatus emeritus" and "Le Mérite" from the Quebec Bar. He also serves on the board of directors of several companies.

Matthew Batty, MSc, P.Geo Advisor

Mr. Batty has 12+ years of experience in the mining industry related to exploration and mine operations, specializing in geological modeling, mineral resource estimation/uncertainty analysis, production reconciliation, grade control, and mine planning. Mr. Batty started his career in the uranium industry with the Cameco Corporation, working as a logging geologist at the McArthur River Mine (2012), an exploration geologist at the Fox Lake and Dawn Lake Projects (2013), a resource geologist at their corporate office (2014), and a mine geologist at Rabbit Lake (2014-2016). Mr. Batty was the Geology and Resource Lead at NexGen Energy Ltd. from 2016 to 2022, where he was responsible for ~200 K of drill metres that developed the Arrow Deposit, a tier-one mining asset, from the 2016 Maiden Resource defined by only Inferred Mineral Resources to the 2021 Feasibility Study Mineral Resource, which contains Inferred, Indicated, and Measured Mineral Resources as supported by a geostatistical drill hole spacing study. Mr. Batty is the founder of Understood Mineral Resources Ltd.

DISCLAIMER



This corporate presentation includes “forward-looking statements” or “forward-looking information” within the meaning of applicable Canadian securities legislation or the United States Private Securities Litigation Reform Act of 1995. Forward-looking statements are neither historical facts nor assurances of future performance. Forward-looking statements relate to future events or the anticipated performance of Global Uranium Corp. (the “Company” or “Global Uranium”) and reflect management’s expectations, objectives or beliefs regarding such future events and anticipated performance. In certain cases, forward-looking statements can be identified by the use of words such as “further” “suggests”, “further evidence”, “potentially”, “possibly”, “indicates”, “projected”, “expect”, “aiming”, “forecast”, “plans” or variations of such words and phrases or statements that certain actions, events or results “may”, “could”, “would”, “might”, or “will be taken”, “occur” or “be achieved”, or the negative of these words or comparable terminology. Forward looking statements rely on a number of assumptions which management believes to be reasonable, including assumptions regarding the Company’s ability to obtaining necessary financing, personnel, equipment and permits to complete its proposed exploration plans, and to identify additional properties for exploration.

Although the Company has attempted to identify important factors that could cause actual performance to differ materially from that described in forward-looking statements, there may be other factors that cause its performance not to be as anticipated. The Company neither intends nor assumes any obligation to update these forward-looking statements or information to reflect changes in assumptions or circumstances other than as required by applicable law. There can be no assurance that forward-looking statements will prove to be accurate, as actual results and future events could differ materially from those currently anticipated. The information contained in this document is drawn from sources believed to be reliable, but the accuracy and completeness of the information is not guaranteed, nor does the Company assume any liability. The Company disclaims all responsibility and accepts no liability (including negligence) for the consequences for any person acting, or refraining from acting, on such information.

Forward-looking statements in this corporate presentation include, but are not limited to, statements relating to the uranium market size and forecast, plans for expanding nuclear capacity in Canada over the next decade, including the construction of two new reactors, the Inflation Reduction Act continuing to support existing and new nuclear development in the United States of America, providing investment and tax incentives for large existing nuclear plants, advanced reactors, high-assay low enriched uranium and hydrogen production, the projected imbalance of uranium demand outweighing supply, rising demand for uranium, supply challenges, Global Uranium continuing to earn into a joint venture with Cameco Corp., NexGen Energy Ltd., Orano Canada Inc., and Forum Energy Metals Corp. to explore the Northwest Athabasca Joint Venture Project, the Athabasca Basin contributing to 15.5% of the world’s annual uranium production, and variable borders of the sandstone at the Northwest Athabasca Joint Venture Project suggesting structural control of sandstone paleo-valleys and delineating future drill targets.

By their very nature forward-looking statements involve known and unknown risks, uncertainties and other factors which may cause the actual performance of the Company to be materially different from any anticipated performance expressed or implied by the forward-looking statements. Such factors include various risks related to the Company’s operations, including, without limitation, fluctuations in spot and forward markets for lithium and other metals, fluctuations in currency markets, changes in national and local governments in Utah and generally, the speculative nature of mineral exploration and development, risks associated with obtaining necessary operating and environmental permits, the presence of laws and changes in regulations that may impose restrictions on mining, limitations in respect of management time and resources, lack of personnel and equipment necessary to carry out the Company’s proposed exploration and development and other delays (including in obtaining financing) which could result in the Company missing expected timelines, and the fact that the Company may not be able to identify additional mineral properties for acquisition or option on acceptable terms.

You should not place undue reliance on these forward-looking statements. Although we base the forward-looking statements contained in this presentation on assumptions that we believe are reasonable, these forward-looking statements involve known and unknown risks, uncertainties and other factors that may cause actual performance and financial results in future periods to differ materially from any future results, levels of activity, performance or achievements expressed, implied or inferred by these forward-looking statements. These risks and uncertainties include, but are not limited to: exploration and development risks; requirements for additional financing to finance substantial capital expenditures; reliability of mineral and resource estimates; operating risks and adequate insurance coverage; land title risks; early stage development risks; deficient third party reviews, reports and projections; delays in obtaining or failure to obtain access to lands or required environmental permits or mine licenses, mine permits and regulatory approvals or non-compliance with such licenses and/or permits; risks that exploration data may be incomplete and considerable additional work may be required to complete the evaluation; conflicts of interest; risks related to internal controls; potential disruptions of business, including due to the COVID-19 pandemic and future public health crises; damage to reputation; impacts of international climate change initiatives on the Company’s operations; health and safety; the Company’s limited operating history; volatile global financial and economic conditions; fluctuating commodity prices; environmental risks and hazards; property commitments; ability to exploit future developments; changes in government regulation in the national and local jurisdictions in which the Company operates; reliance on management; increasing competition; management of growth; liability of activity of employees, contractors and consultants; foreign currency rate risk; permits and licenses; and risk of disruptions from non-governmental organizations.

The scientific and technical information in this presentation has been reviewed and approved by Dr. Jared Suchcan, P.Geo, a Qualified Person for purposes of National Instrument 43-101 – Standards of Disclosure for Mineral Projects (“NI 43-101”). Jared Suchcan is a consultant for the Company.

This document is neither an offer nor the solicitation of an offer to sell or purchase any investment. Any unauthorized use, disclosure, distribution or copying of this document by anyone other than the intended recipient is strictly prohibited.

Market and Industry Data: This corporate presentation contains or references certain market, industry and peer group data which is based upon publicly available information from independent industry publications, market research, analyst reports and surveys and other sources. Third-party sources generally state that the information contained therein has been obtained from sources believed to be reliable, but there can be no assurance as to the accuracy or completeness of included information. Although we believe these sources to be generally reliable, such information is subject to interpretation and cannot be verified with complete certainty due to limits on the availability and reliability of raw data, the voluntary nature of the data gathering process and other inherent limitations and uncertainties. We have not independently verified any of the data from third party sources referred to in this presentation and accordingly, the accuracy and completeness of such data is not guaranteed.

Comparables: The comparable information about other issuers was obtained from public sources and has not been verified by the Company. Comparable means information that compares an issuer to other issuers. The information is a summary of certain relevant operational attributes of certain mining and resource companies and has been included to provide an overview of the performance of what are expected to be comparable issuers. The comparables are considered to be an appropriate basis for comparison with the Company based on their industry, commodity mix, jurisdiction, and additional criteria. The comparable issuers face different risks from those applicable to the Company. Readers are cautioned that the past performance of comparables is not indicative of future performance and that the performance of the Company may be materially different from the comparable issuers. You should not place undue reliance on the comparable information provided in this corporate presentation.

This document is intended solely for the information of the particular person to whom it was provided and should not be relied upon by any other person. This document is being furnished to you solely for your information and may not be reproduced or redistributed to any other person. This is a private communication and was not intended for public circulation or publication or for the use of any third party. This document has not been written for the specific needs of any particular person and it is not possible to take into account each investor’s individual circumstances. This document does not purport to contain all of the information that prospective investors may require to evaluate a possible acquisition of the securities and it does not take into account the investment objectives, financial situation or particular needs of any prospective investor. Before making an investment decision, prospective investors should consider, with or without the assistance of a securities adviser, whether an investment in the securities is appropriate in light of their particular investment needs, objectives and financial circumstances. Prospective investors should conduct their own independent review, investigation and analysis of the Company, and obtain any professional advice they require to evaluate the merits and risks of an investment before making any investment decision.

The scientific and technical information contained in this corporate presentation has been prepared pursuant to Canadian regulatory requirements set out in NI 43-101.



FUELING THE ENERGY NEEDS OF TOMORROW

CSE: GURN | OTC: GURFF | FRA: Q3J

Thank You

587-330-0045

info@globaluranium.com